



Resident and Community Information


# Safety around high pressure pipelines

# Community Information

## General Information

Pipelines are an important part of Viva Energy's energy supply in Victoria and New South Wales. The primary purpose of these pipelines is to transport gas, crude oil or fuel safely, reliably and efficiently.

Viva Energy operates and maintains a number of high pressure licensed pipelines in Victoria and NSW. These pipelines contain either crude oil, or refined petroleum products like diesel, LPG, petrol, or aviation fuel.



## What you need to know

The carrying of hazardous liquids through pipelines at high pressure is an activity that requires potential risks to the environment and public safety to be strictly managed.

There are various constraints that are applied to pipeline corridors and easements. This is important so that:

- Access is maintained in order to undertake inspection and/or maintenance activities necessary for safe operation of the pipeline
- Land use planning, development and subdivision of land does not jeopardise the integrity of the pipeline and the safety of the public and the environment
- The general public take into account the presence of the pipeline in their intended activities so that they do not cause damage to the pipeline

Pipeline easement marked by danger signs.



## Pipelines easements and corridors

Pipelines traverse through what are known as pipeline corridors, usually within easements. These easements may be located on private and public land, parks, rural land, roadways, road verges and businesses.

The easement width varies along the route of the pipelines. A pipeline may not always be located centrally within an easement.

Pipeline warning signs are placed along the pipeline route within the vicinity of the pipeline to warn the community that there are pipelines in the area. They do not give the exact location of the pipeline.





## Restricted Activities

Without prior written consent you must not do any of the following on or near the pipeline:

- Plant or permit planting of any trees or shrubs
- Add fill (soil) material
- Erect any structure, foundation, pavement, pipeline, services (including power and telegraph poles) or other improvements
- Store flammable or explosive materials
- Alter or permit to be altered (other than by nature) the grade and contours
- Install fixed plant, equipment, materials or facilities
- Dig or plough
- Stockpiling, or carrying out works causing ground vibrations
- Fencing

It is important to note that the depth of the pipeline below ground varies.

If you plan on undertaking any of these activities, please contact **Before You Dig Australia** immediately. If you have any questions please contact Viva Energy.

## Your role is important

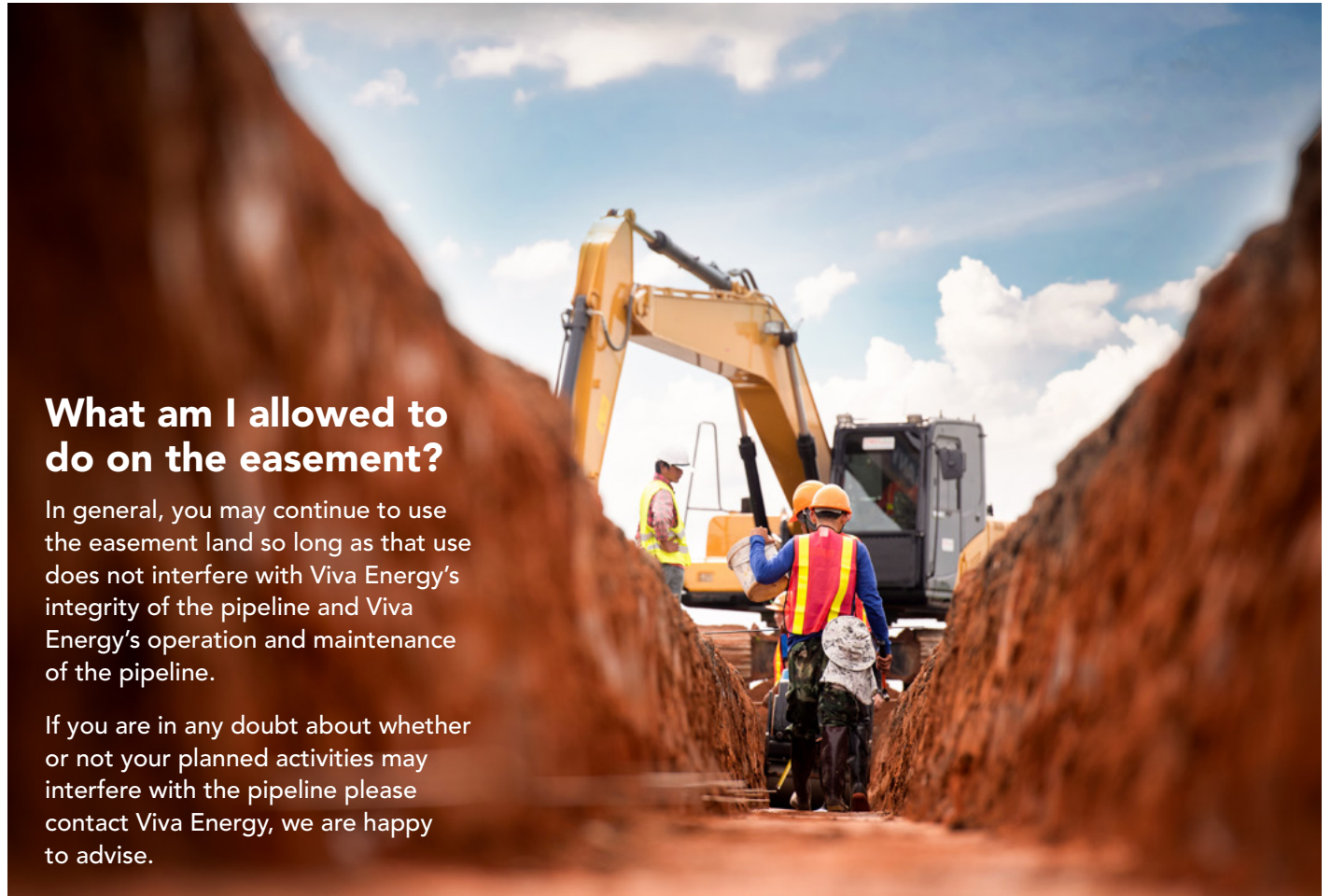
As there is a high pressure pipeline on or near your property, please assist us to protect the pipeline by:

- ✔ Informing us of any activity you observe on or near the pipeline routes call us immediately if you observe a pool of liquid, discoloured vegetation, subsidence, or any unusual odour.
- ✔ Informing us if you observe or are planning on undertaking any activities that are considered as constraints to the pipeline.
- ✔ If you have any concerns related to the pipeline.

## What am I allowed to do on the easement?

In general, you may continue to use the easement land so long as that use does not interfere with Viva Energy's integrity of the pipeline and Viva Energy's operation and maintenance of the pipeline.

If you are in any doubt about whether or not your planned activities may interfere with the pipeline please contact Viva Energy, we are happy to advise.



## Before You Dig Australia

For your own safety and of the public, it is absolutely essential that you contact "Before You Dig Australia" before undertaking any work anywhere near the easement that breaks the surface of the ground, including digging, ploughing, installing fence posts, boring or excavating.

This also applies to any contractors that may be working on your property. "Before You Dig Australia" is a national referral service. It provides free advice about the location of any above/underground pipes and utilities, along with information on how to work safely and carefully whilst excavating in the vicinity of these assets.

[www.1100.com.au](http://www.1100.com.au)



*Zero damage - Zero harm - Zero disruption*



# The 5Ps of Safe Excavation




## Plan

Use the BYDA service at least a day before your job is due to begin.



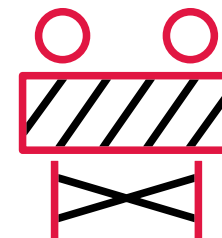
## Prepare

Communicate with asset owners if you need assistance. Look for clues onsite. Engage a skilled locator.



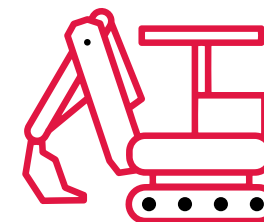
## Pothole

Physically sight the asset by hand digging or hydro vacuum extraction.



## Protect

Always erect safety barriers in areas of risk and enforce exclusion zones.



## Proceed

Only proceed after planning, preparing, potholing (unless prohibited), and having protective measures in place.



Zero damage - Zero harm - Zero disruption

## How to contact us

If you have any questions about pipelines, please contact:

[byda.com.au](http://byda.com.au)

### 24hr Emergency

VIC Pipelines Emergency: 1800 809 691  
NSW Pipelines Emergency: 02 9897 8704  
W.A.G. Pipelines: 1800 650 523  
Lara LPG Pipelines: 03 5275 2500

### Viva Energy Pipelines Team VIC

☎ 1800 945 223  
✉ [dbydvic@vivaenergy.com.au](mailto:dbydvic@vivaenergy.com.au)  
🌐 [vivaenergy.com.au](http://vivaenergy.com.au)

### Viva Energy Pipeline Team NSW

☎ 1800 945 223  
✉ [dbydnsw@vivaenergy.com.au](mailto:dbydnsw@vivaenergy.com.au)  
🌐 [vivaenergy.com.au](http://vivaenergy.com.au)